

# 3Shape TRIOS

Go Beyond on your digital journey



3shape 

# It all starts with a great scanning experience

Whether you are digital newcomer looking to get started with an easy-to-use entry-level scanner or a fully digital practice ready to embrace tools to take your restorations to the next level, 3Shape TRIOS® innovation enables you to always deliver superior patient care.



## 34 independent accuracy studies report statistical superiority with TRIOS

International Journal articles confirm significantly high accuracy results in favour of TRIOS compared with conventional and other intraoral scanners.<sup>1</sup>



## AI scan technology for simplified scanning

Removes unnecessary soft tissues on the scan making scanning easier.



## Wireless innovation for enhanced comfort and ease

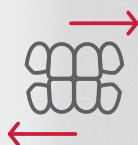
The world's first wireless scanner option enables you to scan unrestricted by wires, optimizing comfort for both you and your patients, and making scanning easier.





CELLERANT  
**BEST OF CLASS**  
TECHNOLOGY AWARD

**7 TIME WINNER**



### **TRIOS Patient Specific Motion to perfect your restorations**

Record a series of different bite positions and use the dynamic occlusion as a reference when designing the indication.

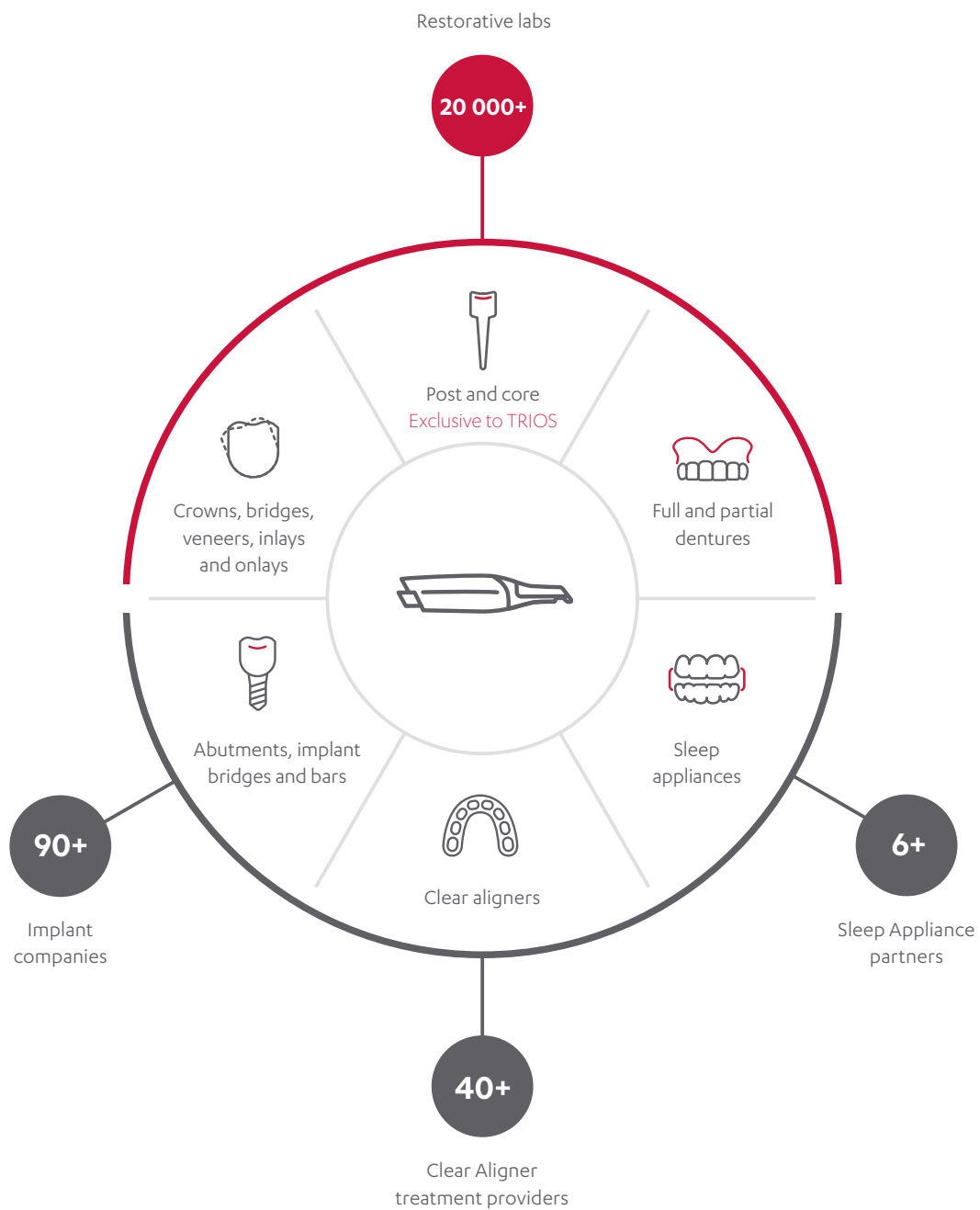


### **Realistic colors and shade measurement for patient engagement**

Create high-quality digital impressions in life like colors and apply shade measurement to evaluate treatment and activate quality dialogue with patients.

# Access an unrivalled treatment options

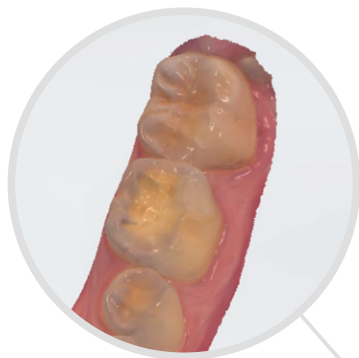
Empower your practice with the comprehensive, ever-expanding and open 3Shape TRIOS® ecosystem. With total integration to your preferred partners for all indications, you can secure the best and most cost-effective options for your business.



# Enable preventive care with **monitoring and diagnostic tools**

## 3Shape TRIOS® Patient Monitoring for preventive insights

Scan every patient regularly at every visit to accurately track changes in teeth and identify dental conditions sooner. Share visual information with patients using the colors to show the amount of changes.

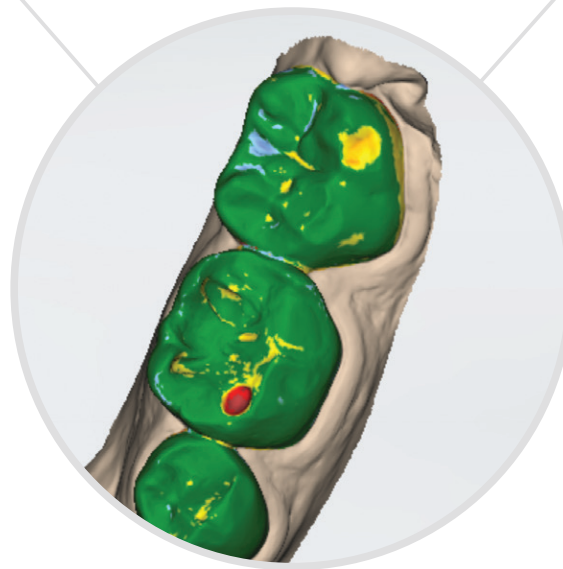


**Base scan**

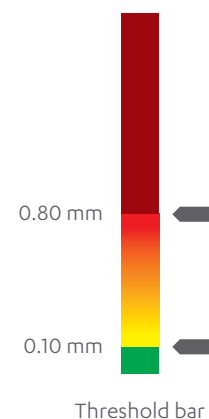
Progression of erosive wear due to acidic drinks mapped and visualized in an overlay of scans captured over a year.



**Follow-up scan**



**Difference map:**  
Comparison of base scan  
and follow-up scan



# Excite your patients and advance case acceptance

Bring expected treatment outcomes to life with 3Shape TRIOS® MOVE+ and TRIOS excitement apps.

## TRIOS MOVE+

### Gain next-level patient engagement

Excite your patients by displaying their scans and treatment designs, up close on the new large 15.6" monitor.

### Experience great ergonomics

Enjoy the ease of always being able to position the setup in the right place ensuring optimal comfort for both you and your patient. Plus, new integrated rear USB 2.0 port for easy import/export of data for treatment planning.




reddot award 2019  
winner



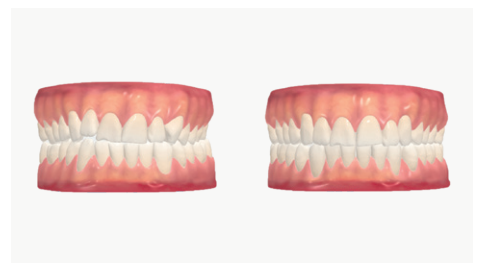
**Show patients their future smile with 3Shape Smile Design**

Take a photo of your patient's face and design their beautiful new smile in just minutes. Share the photorealistic results with your patient to align expectations and stimulate treatment acceptance.



**Grow orthodontic treatments with 3Shape TRIOS® Treatment Simulator**

Scan your patient and show their present dentition compared to the proposed outcome of orthodontic treatment to gain greater case approval.



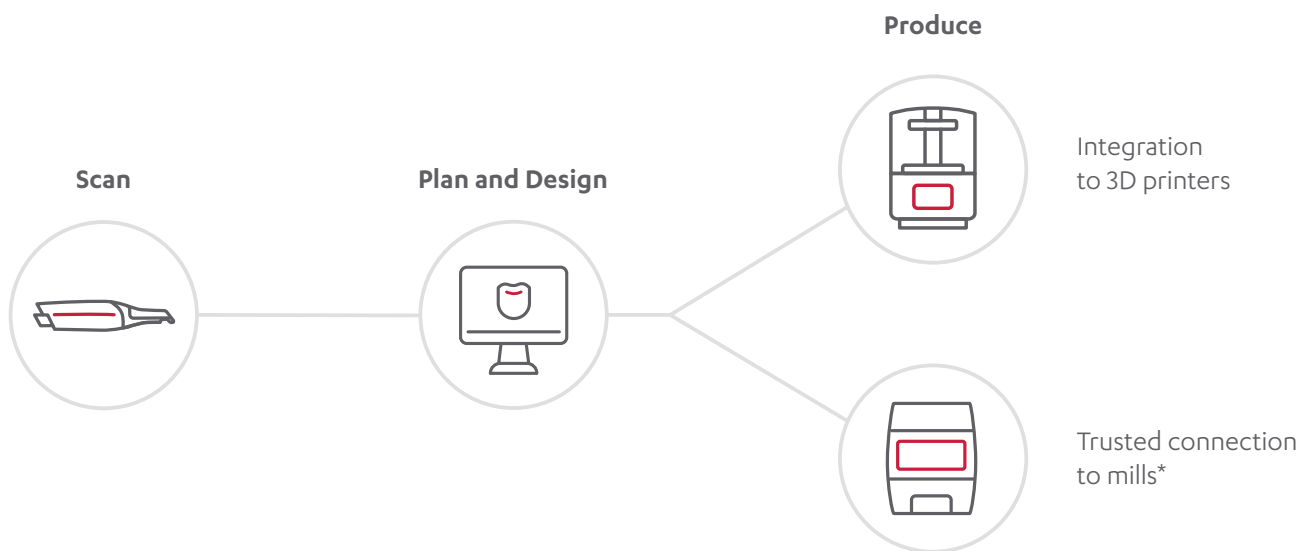
---

*"To be able to see what my smile could be, was very emotional. Now I'm at the point where it looks exactly like it did in TRIOS Smile Design. I can't believe it!"*

**Samantha Morra, Patient**  
New York, USA

# Grow your business by producing in-house with 3Shape TRIOS Studio apps

3Shape's open system includes 3Shape TRIOS® Studio apps with seamless integration, trusted connections to leading third-party mills and compatibility with all 3D printers. This enables you to do more, gain profitable in-house production options and exceed patient expectations.



---

*“Offering less invasive surgery and same-day dentistry allows me to provide great patient treatment experience and gain greater control.”*

**Dr. Simon Kold**  
Herning, Denmark

Reference

\* In TRIOS Design Studio, we have also enabled Trusted Connections to the best-in-class milling machines, making it even easier to get your components milled.





### **3Shape TRIOS Design Studio®**

Design and produce a broad range of restorations, including standard and screw-retained crowns\*, inlays, onlays, veneers and three-unit bridges.



### **3Shape Implant Studio®**

Plan implant positions, and design and manufacture custom surgical guides and temporary screw-retained crowns\* in one workflow.



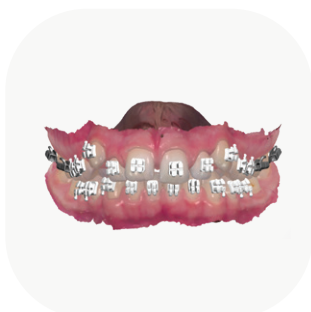
### **3Shape Splint Studio**

Design and produce splints, night guards and mouth guards with a guided, fast and intuitive workflow.



### **3Shape Clear Aligner Studio**

Access a complete solution that enables you to design and produce clear aligners in your clinic, with a high return on investment potential.



### **3Shape Indirect Bonding Studio**

Plan bracket placement, and design and produce transfer media for indirect bonding.

# A fit for every practice

Configure and equip your 3Shape TRIOS® according to your needs and budget.

## 1. Choose your scanner



**TRIOS 4**



**TRIOS 3**



**TRIOS 3 Basic**

Available in wired version only

## 2. Choose your connection



### Wireless

Option for TRIOS 4 and TRIOS 3



### Wired

## 3. Choose your setup



**MOVE+**

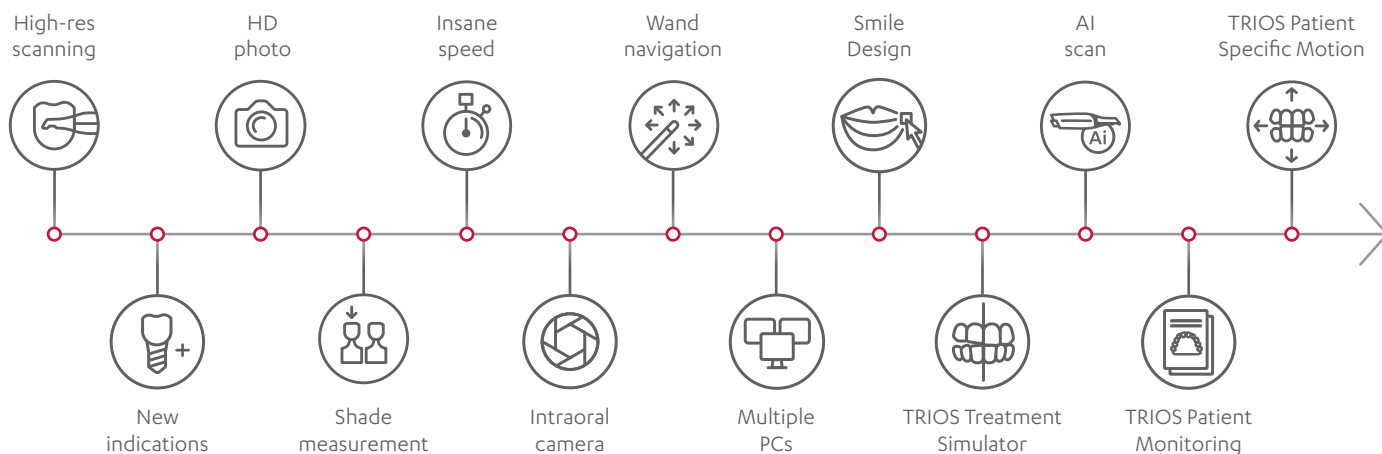


**Pod**

		TRIOS 4	TRIOS 3	TRIOS 3 Basic
<b>Scanner features</b>	Wireless	✓	✓	N/A
	AI scan	✓	✓	✓
	3Shape accuracy	✓	✓	✓
	Real colors and shade measurement	✓	✓	✓
	Output format	DCM, STL and PLY	DCM, STL and PLY	DCM, STL and PLY
	Smart tips	✓	N/A	N/A
<b>Software and apps</b>	TRIOS Patient Monitoring	✓	✓	Upgrade to TRIOS 3
	TRIOS Treatment Simulator	✓	✓	Upgrade to TRIOS 3
	3Shape Smile Design	✓	✓	Upgrade to TRIOS 3
	TRIOS Patient Specific Motion	✓	✓	Upgrade to TRIOS 3
	Studio apps	Add-on option	Add-on option	Add-on option

# Future-proof your 3Shape TRIOS with 3Shape CliniCare

Get upgrades, online support, training and more in one simple package that ensures you are always equipped for peak clinical performance.



## Share and learn with the 3Shape Community

Connect and network with your 3Shape digital peers around the world, access training materials, showcase your best work and learn how to get the most out of your 3Shape TRIOS® solution.

Get started today at [community.3shape.com](https://community.3shape.com).



#### References

<sup>(1)</sup> 34 in vivo and in vitro studies (between 2015 and 2018). Data on file. <https://www.3shape.com/en/case-studies>. For additional information contact: [ClinicalAffairs@3shape.com](mailto:ClinicalAffairs@3shape.com)

\* Abutment Design for screw-retained crowns not cleared by the FDA for clinical use in the US.

# About 3Shape

3Shape is changing dentistry together with dental professionals across the world by developing innovations that provide superior dental care for patients. Our portfolio of 3D scanners and CAD/CAM software solutions for the dental industry includes the multiple award-winning 3Shape TRIOS® intraoral scanner, the 3Shape X1® CBCT scanner, as well as market-leading scanning and design

software solutions for both dental practices and labs. Two graduate students founded 3Shape in Denmark's capital in the year 2000. Today, 3Shape employees serve customers in over 100 countries from 3Shape offices around the world. 3Shape's products and innovations continue to challenge traditional methods, enabling dental professionals to treat more patients more effectively.



Contact your reseller regarding availability of 3Shape products in your region.

82602803 3Shape TRIOS 2020 Broch US

© 3Shape A/S, 2020. All rights reserved.  
The 3Shape name and logo and/or other trademarks mentioned herein are trademarks of 3Shape A/S, registered in US and other countries.

