

Occlusal Clearance tool



Optimise your restorative workflow with iTero scanners.

Elevate your dental practice with the iTero scanner's comprehensive imaging system.

Restorative file interpretation

- The iTero modelling process helps to ensure efficient laboratory submissions, minimise scan retakes and enable consistent restorative outcomes

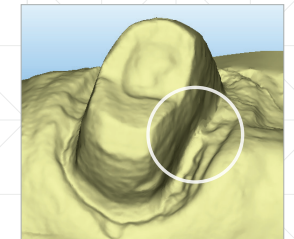
Occlusal Clearance tool

- Allows review of dentition and tooth preparations in real time
- Identify the need for prep adjustment before sending the file to the laboratory
- Help to ensure adequate occlusal clearance and sufficient space for the restoration according to your choice of material

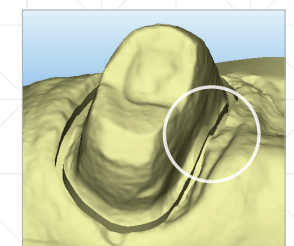
Plus

- Take pre-treatment scans
- Leverage a network of over 3,000+ laboratories worldwide
- Open STL format
- Over 3.2 million restorative scans performed worldwide*

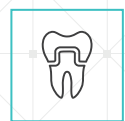
Restorative file interpretation



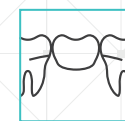
Before



After



Crowns



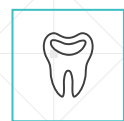
Bridges



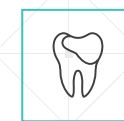
Implant abutments



Veneers



Inlays



Onlays

*Data on file at Align Technology as of January 1, 2019. Over 3.2 million restorative scans performed worldwide on the iTero Element, iTero Element 2, iTero Element Flex, HD2.05, HD2.1, HD2.9 and HDU scanners.

iTero intraoral scanner restorative workflow.

Streamlining the connection between doctors and labs.

